

# MSD<sup>®</sup> IGNITION INSTALLATION INSTRUCTIONS

## MSD 6-HVC Professional Racing Ignition with Rev Limiter PN 6631 and PN 6632

**IMPORTANT:** Read instructions thoroughly before attempting installation.

### Parts Included:

1 - Ignition Control	1 - 2-Pin Deutsch Power Harness
1 - 6-Pin Deutsch Wiring Harness	1 - Parts Bag (4-Vibration Mounts, 4 RPM Modules)
1 - 2-Pin Deutsch Wiring Harness (Disable Switch)	1 - 2-Pin Deutsch Connector
1 - 1-Pin Weathertight Wiring Harness	

**IMPORTANT:** Due to the MSD 6-HVC Ignition's increased output, the MSD HVC Coil, PN 8250 and Blaster HVC, PN 8252 are the **only coils** that can be used with the PN 6631 and PN 6632 Ignition.

### MOUNTING

The Ignition can be mounted in any position and may be mounted in the engine compartment however, it should be kept clear of direct engine heat sources. Use the Ignition as a template to mark the location of the mounting holes. Using a 3/16" drill bit, remove the ignition and drill the holes. Install the vibration mounts and the ignition.

### WIRING

Figure 1 shows the position, color and function of each wire. The following Figures show common wiring schematics.

**Triggering:** The MSD can be triggered by points, amplifier or with a magnetic pickup.

**Points:** The single White wire of the MSD is for points triggering. It connects to the points/amplifier output wire of the distributor.

**Magnetic Pickup:** The Magnetic Pickup wires are in the 6-Pin connector. The Mag positive(+) wire is Violet, the Mag Negative(-) is Green. They are in the terminals marked "3" and "4".

**Ignition Disable:** This 2-pin connector provides an easy installation of NASCAR's mandated auxiliary ignition On/Off button, 20-6.6. When the Yellow and a Black wire are connected the ignition is turned Off.

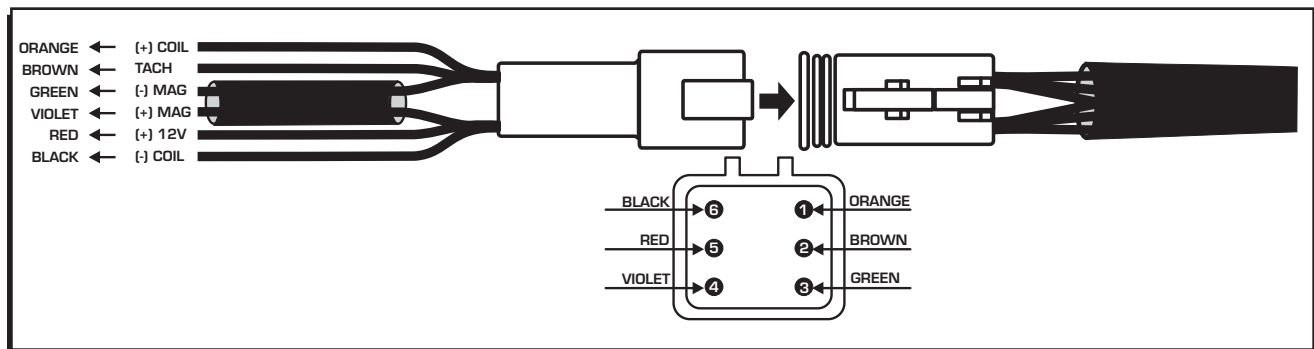


Figure 1 Wire Functions of the 6-pin Connector.

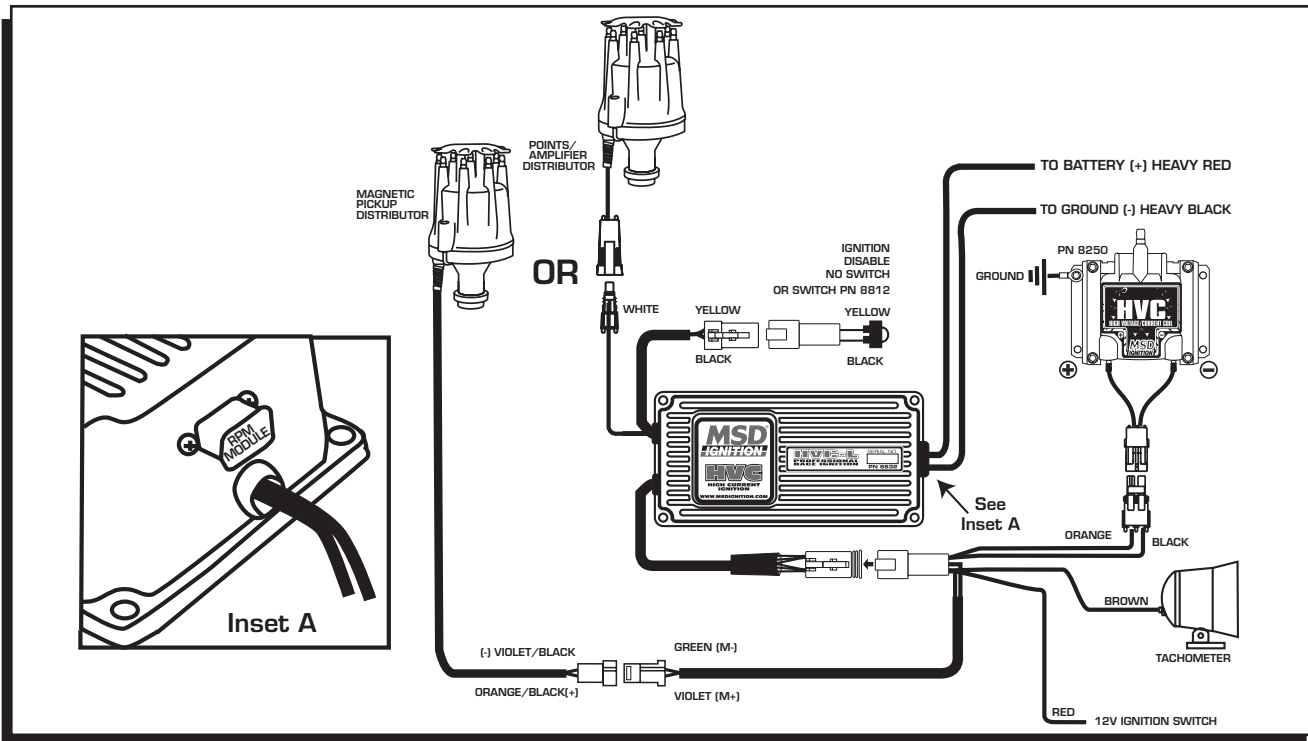


Figure 2 General Installation.

**Note:** The MSD Alternate Action Switch is designed to be used in conjunction with NASCAR's amendment rule regarding an auxiliary ignition On/Off button, 20-6.6. The MSD Switch can be used in either a Normally Opened or Normally Closed position.

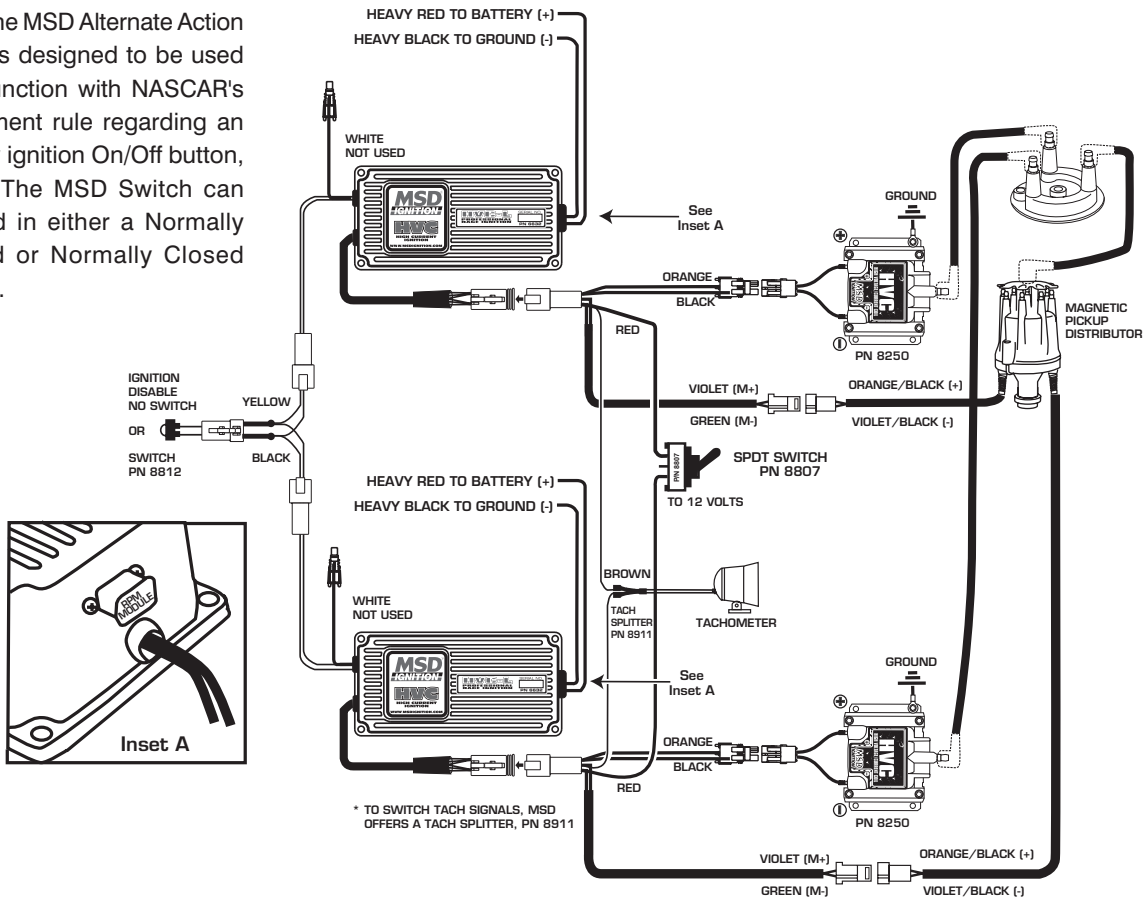


Figure 3 Dual Ignitions and Coils with a Dual Pickup Distributor.

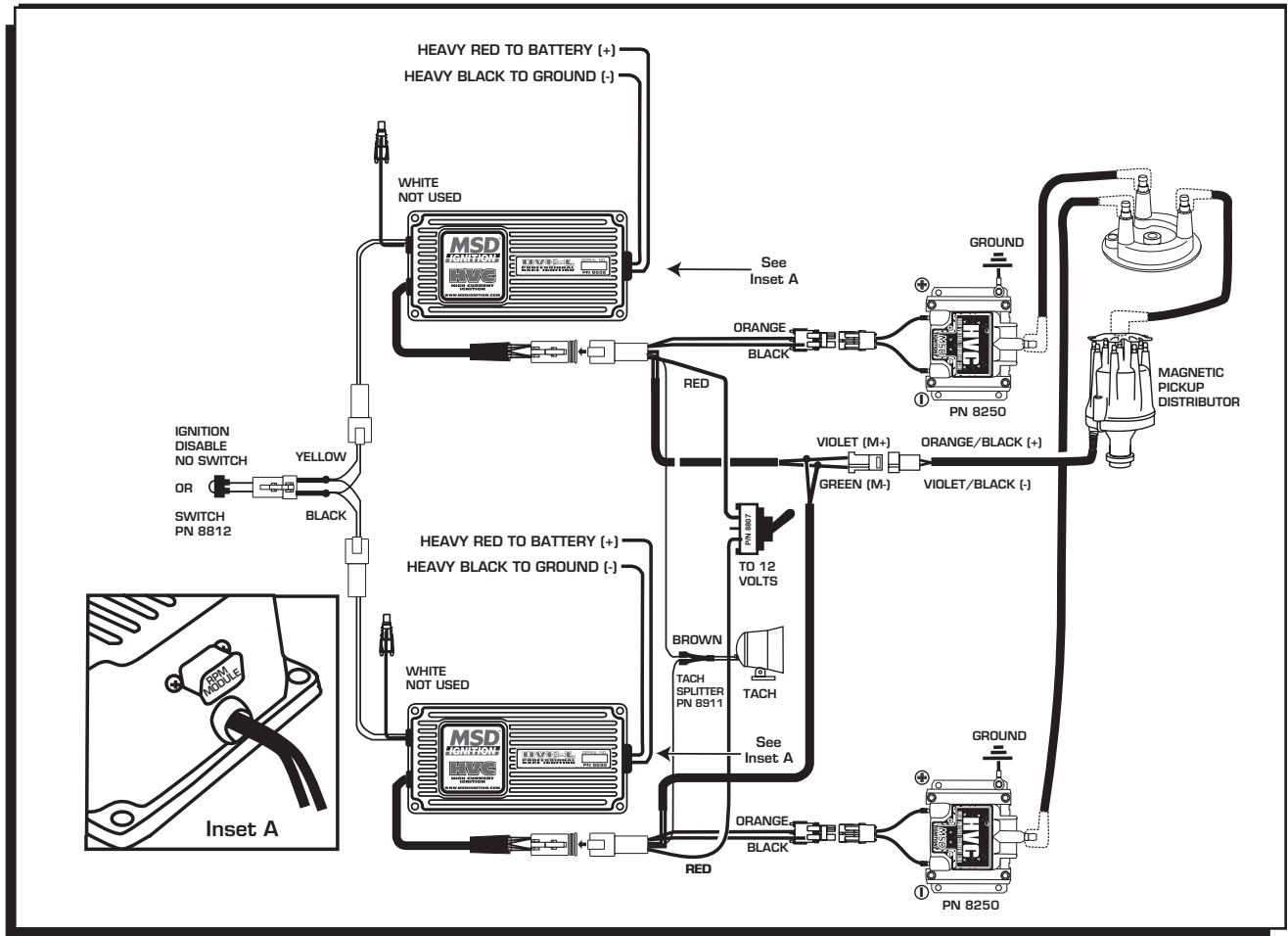


Figure 4 Dual Ignitions and Coils with a Single Pickup Distributor.

RPM Modules are available in kits of five in even and odd increments, Figure 5.

RPM MODULE KITS	
EVEN INCREMENTS	ODD INCREMENTS
3,000-3,800: PN 8743	3,100-3,900: PN 87431
4,000-4,800: PN 8744	4,100-4,900: PN 87441
5,000-5,800: PN 8745	5,100-5,900: PN 87451
6,000-6,800: PN 8746	6,100-6,900: PN 87461
7,000-7,800: PN 8747	7,100-7,900: PN 87471
8,000-8,800: PN 8748	8,100-8,900: PN 87481
9,000-9,800: PN 8749	9,100-9,900: PN 87491
10,000-10,800: PN 8750	10,100-10,900: PN 87501
11,000-11,800: PN 8751	11,100-11,900: PN 87511
12,000-12,800: PN 8752	

Figure 5 RPM Module Kits.



# INSTALLATION INSTRUCTIONS

## NOTES

---



---



---



---



---



---



---



---



---



---



---



---



---



---



---



---



---



---



---



---



---



---

### Service

In case of malfunction, this MSD component will be repaired free of charge according to the terms of the warranty. When returning MSD components for warranty service, **Proof of Purchase** must be supplied for verification. After the warranty period has expired, repair service is based on a minimum and maximum fee.

**All returns must have a Return Material Authorization (RMA) number** issued to them before being returned. To obtain an RMA number please contact MSD Customer Service at 1 (888) MSD-7859 or visit our website at [www.msdisignition.com/rma](http://www.msdisignition.com/rma) to automatically obtain a number and shipping information.

When returning the unit for repair, leave all wires at the length in which you have them installed. Be sure to include a detailed account of any problems experienced, and what components and accessories are installed on the vehicle. The repaired unit will be returned as soon as possible using Ground shipping methods (ground shipping is covered by warranty). For more information, call MSD Ignition at (915) 855-7123. MSD technicians are available from 7:00 a.m. to 6:00 p.m. Monday - Friday (mountain time).

### Limited Warranty

MSD IGNITION warrants this product to be free from defects in material and workmanship under its intended normal use\*, when properly installed and purchased from an authorized MSD dealer, for a period of one year from the date of the original purchase. This warranty is void for any products purchased through auction websites. If found to be defective as mentioned above, it will be repaired or replaced at the option of MSD Ignition. Any item that is covered under this warranty will be returned free of charge using Ground shipping methods.

This shall constitute the sole remedy of the purchaser and the sole liability of MSD Ignition. To the extent permitted by law, the foregoing is exclusive and in lieu of all other warranties or representation whether expressed or implied, including any implied warranty of merchantability or fitness. In no event shall MSD Ignition or its suppliers be liable for special or consequential damages.

\*Intended normal use means that this item is being used as was originally intended and for the original application as sold by MSD Ignition. Any modifications to this item or if it is used on an application other than what MSD Ignition markets the product, the warranty will be void. It is the sole responsibility of the customer to determine that this item will work for the application they are intending. MSD Ignition will accept no liability for custom applications.